

GRAINSTONE

GRAINSTONE

Gres Fine Porcellanato

UNA
COLLEZIONE
ISPIRATA ALLA
PIETRA
GRANITICA.
RIGORE E
VERSATILITÀ
PER IL DESIGN
CONTEMPORANEO

 **ERGON**
engineered stone

A collection inspired by **granite rock**.
Elegance and **versatility** for contemporary design.



GRAINSTONE

**3 TEXTURE
7 SIZES
5 COLOURS
MIX AND
MATCH**

Una ricca gamma di finiture, formati e colori per trovare sempre la soluzione progettuale più adatta in tutte le tipologie di ambienti, indoor e outdoor.

A rich assortment of finishes, sizes and colours, to ensure the right design solution is always available for every type of setting, both indoor and outdoor.



120x240
47^{1/4}"x94^{1/2}"

± 6,5mm

60x120
23^{5/8}"x47^{1/4}"

80x80
31^{1/2}"x31^{1/2}"

20MM

60x60
23^{5/8}"x23^{5/8}"

30x60
11^{13/16}"x23^{5/8}"


90x90
35^{7/16}"x35^{7/16}"

45x90
17^{11/16}"x35^{7/16}"


120x120
47^{1/4}"x47^{1/4}"

± 6,5mm


FINE GRAIN



ROUGH GRAIN



CAGE





TAUPE





SAND



WHITE



GREY



DARK



Grey Rough Grain Nat. Rett. 120x120 - 47^{1/4}" x 47^{1/4}"
Grey Fine Grain Nat. Rett. 120x240 - 47^{1/4}" x 94^{1/2}"
Cage Grey Nat. Rett. 120x240 - 47^{1/4}" x 94^{1/2}"



Grey Fine Grain Nat. Rett. 120x240 - 47^{1/4} x 94^{1/2}
Grey Rough Grain Nat. Rett. 120x120 - 47^{1/2} x 47^{1/2}
Dark Rough Grain Nat. Rett. 60x120 - 23^{5/8} x 47^{1/4}
Cage Dark Nat. Rett. 60x120 - 23^{5/8} x 47^{1/4}





Cage Dark Nat. Rett. 60x120 - 23^{5/8} x 47^{1/4}"
Dark Rough Grain Nat. Rett. 60x120 - 23^{5/8} x 47^{1/4}"
Dark Fine Grain Nat. Rett. 60x120 - 23^{5/8} x 47^{1/4}"
Grey Fine Grain Nat. Rett. 120x240 - 47^{1/4} x 94^{1/2}"



Dark Rough Grain Nat. Rett. 60x60 - 23^{5/8} x23^{5/8}
Dark Fine Grain Nat. Rett. 60x120 - 23^{5/8} x47^{1/4} - 120x240 - 47^{1/4} x94^{1/2}
Cage Dark Nat. Rett. 60x120 - 23^{5/8} x47^{1/4}



Cage Grey Nat. Rett. 120x240 - 47^{1/4}" x 94^{1/2}"
White Rough Grain Nat. Rett. 60x120 - 23^{5/8}" x 47^{1/4}"
Grey Nat. Rett. 80x80 - 31^{1/2}" x 31^{1/2}" 20mm



White Fine Grain Nat. Rett. 60x120 - 23^{5/8}"x47^{1/4}"







Sand Fine Grain Nat. Rett. 120x240 - 47^{1/4} x 94^{1/2}
Sand Rough Grain Nat. Rett. 120x240 - 47^{1/4} x 94^{1/2}
Cage Sand Nat. Rett. 120x240 - 47^{1/4} x 94^{1/2}

Taupe Fine Grain Nat. Rett. 60x120 - 23^{5/8} x 47^{1/4}"
Taupe Rough Grain Nat. Rett. 60x120 - 23^{5/8} x 47^{1/4}"
Cage Taupe Nat. Rett. 60x120 - 23^{5/8} x 47^{1/4}"
Sand Nat. Rett. 80x80 - 31^{1/2} x 31^{1/2}" 20mm





Taupe Rough Grain Nat. Rett. 60x120 - 23^{5/8} x47^{1/4}"
Sand Fine Nat. Rett. 60x120 - 23^{5/8} x47^{1/4}"
Cage Taupe Nat. Rett. 60x120 - 23^{5/8} x47^{1/4}"



Sand Fine Nat. Rett. 60x120 - 23^{5/8}" x 47^{1/4}"
Sand Rough Grain Nat. Rett. 60x120 - 23^{5/8}" x 47^{1/4}"
Sand Big Mix 30x30 - 11^{13/16}" x 11^{13/16}"



Grey Fine Grain Nat. Rett. 60x120 - 23^{5/8}" x47^{1/4}"
Grey Fine Grain Lapp. Rett. 60x120 - 23^{5/8}" x47^{1/4}"
Cage Grey Nat. Rett. 60x120 - 23^{5/8}" x47^{1/4}"
Dark Rough Grain Nat. Rett. 60x120 - 23^{5/8}" x47^{1/4}"
Dark Rough Grain Lapp. Rett. 60x120 - 23^{5/8}" x47^{1/4}"

GRAINSTONE

20MM

Estetica e Prestazioni

Grainstone 20MM assicura l'equilibrio ideale tra ricercatezza estetica e prestazioni tecniche elevate nelle più svariate ambientazioni esterne. Alla possibilità di realizzare percorsi, camminamenti e altre soluzioni progettuali outdoor in piena armonia con l'ambiente circostante e in assoluta continuità con gli spazi interni, si aggiunge la garanzia di impiego di un materiale eccezionalmente resistente ai carichi e a tutti i tipi di agenti atmosferici. Facile da posare a secco su erba, sabbia e ghiaia, Grainstone 20MM può essere incollato anche su massetto, permettendo di realizzare pavimentazioni carrabili o altre soluzioni nell'ambito di spazi commerciali e pubblici soggetti a elevato traffico e si presta alla perfezione alla realizzazione di pavimenti sopraelevati. Grainstone 20MM è la soluzione ideale per progettare con stile, senza rinunciare alle esigenze tecniche richieste dall'architettura contemporanea.



Sand Rough Grain Nat. Rett. 80x80 - 31^{1/2} x 31^{1/2} 20mm
Cage Sand Nat. Rett. 120x240 - 47^{1/4} x 94^{1/2}



Sand Rough Grain Nat. Rett. 80x80 - 31¹/₂"x31¹/₂" 20mm
 Cage Sand Nat. Rett. 120x240 - 47¹/₄"x94¹/₂"

20MM



HIGH-PERFORMING GOOD LOOKS.

Grainstone 20MM delivers the ideal combination of exquisite appearance and outstanding technical performances in the most widely varying outdoor locations. Paths, pavements and other outdoor solutions that merge perfectly into the surrounding environment and seamlessly continue indoor design schemes can be created with a material offering exceptional resistance to loads, weather and other atmospheric factors. Easily installed dry on grass, sand and gravel, Grainstone 20MM can also be glued to concrete screeds for vehicle-resistant pavings, or for other projects in commercial or public contexts with heavy traffic, and is perfect for raised floors. Grainstone 20MM enables stylish design solutions while meeting all the technical demands of contemporary architecture.



80x80 - 31¹/₂"x31¹/₂"
E0E1 Sand Nat. Rett.
 Rough Grain **U_{3S}P₃E₃C₂F₊** ● 109



80x80 - 31¹/₂"x31¹/₂"
E0E2 Grey Nat. Rett.
 Rough Grain **U_{3S}P₃E₃C₂F₊** ● 109




80x80 - 31¹/₂"x31¹/₂"
E0E3 Dark Nat. Rett.
 Rough Grain **U_{3S}P₃E₃C₂F₊** ● 109


TAUPE_FORMATI

Sizes / Formats / Formate / Tamaños / форматы


FINE GRAIN




60x120 - 23^{5/8}"x47^{1/4}"
E099 Taupe Nat. Rett. **U₄P₃E₃C₂** ● 89
E0AD Taupe Lapp. Rett. ● 96
E0C3 Taupe Tecnica Rett. ● 91




60x60 - 23^{5/8}"x23^{5/8}"
E09N Taupe
 Nat. Rett. **U₄P₄E₃C₂** ● 73



30x60 - 11^{13/16}"x23^{5/8}"
E09U Taupe Nat. Rett. **U₄P₄E₃C₂** ● 66
E0AK Taupe Lapp. Rett. ● 78
E0C9 Taupe Tecnica Rett. ● 68




90x90 - 35^{7/16}"x35^{7/16}"
E0A0 Taupe Nat. Rett. **U₄P₃E₃C₂** ● 91
E0AR Taupe Lapp. Rett. ● 98




45x90 - 17^{11/16}"x35^{7/16}"
E0A6 Taupe
 Nat. Rett. **U₄P₄E₃C₂** ● 77


ROUGH GRAIN




60x120 - 23^{5/8}"x47^{1/4}"
E0AX Taupe Nat. Rett. **U₄P₃E₃C₂** ● 89
E0D6 Taupe Lapp. Rett. ● 96
E0DR Taupe Tecnica Rett. ● 91




60x60 - 23^{5/8}"x23^{5/8}"
E0CG Taupe
 Nat. Rett. **U₄P₄E₃C₂** ● 73



30x60 - 11^{13/16}"x23^{5/8}"
E0CN Taupe Nat. Rett. **U₄P₄E₃C₂** ● 66
E0DD Taupe Lapp. Rett. ● 78
E0DX Taupe Tecnica Rett. ● 68



90x90 - 35^{7/16}"x35^{7/16}"
E0CU Taupe Nat. Rett. **U₄P₃E₃C₂** ● 91
E0DK Taupe Lapp. Rett. ● 98



45x90 - 17^{11/16}"x35^{7/16}"
E0D0 Taupe
 Nat. Rett. **U₄P₄E₃C₂** ● 77

CAGE



60x120 - 23^{5/8}"x47^{1/4}"
E09G Taupe Nat. Rett. ● 91


SAND_FORMATI

Sizes / Formats / Formate / Tamaños / форматы

FINE GRAIN



120x240 - 47^{1/4}"x94^{1/2}"
E07H Sand Nat. Rett. ● 112




120x120 - 47^{1/4}"x47^{1/4}"
E07M Sand Nat. Rett. ● 95



60x120 - 23^{5/8}"x47^{1/4}"
E098 Sand Nat. Rett. **U₄P₃E₃C₂** ● 89
E0AC Sand Lapp. Rett. ● 96
E0C2 Sand Tecnica Rett. ● 91



90x90 - 35^{7/16}"x35^{7/16}"
E09Z Sand
 Nat. Rett. **U₄P₃E₃C₂** ● 91
E0AQ Sand Lapp. Rett. ● 98



45x90 - 17^{11/16}"x35^{7/16}"
E0A5 Sand
 Nat. Rett. **U₄P₄E₃C₂** ● 77



60x60 - 23^{5/8}"x23^{5/8}"
E09M Sand
 Nat. Rett. **U₄P₄E₃C₂** ● 73




30x60 - 11^{13/16}"x23^{5/8}"
E09T Sand Nat. Rett. **U₄P₄E₃C₂** ● 66
E0AJ Sand Lapp. Rett. ● 78
E0C8 Sand Tecnica Rett. ● 68

ROUGH GRAIN



120x240 - 47^{1/4}"x94^{1/2}"
E087 Sand Nat. Rett. ● 112



120x120 - 47^{1/4}"x47^{1/4}"
E08C Sand Nat. Rett. ● 95




60x120 - 23^{5/8}"x47^{1/4}"
E0AW Sand Nat. Rett. **U₄P₃E₃C₂** ● 89
E0D5 Sand Lapp. Rett. ● 96
E0DQ Sand Tecnica Rett. ● 91




90x90 - 35^{7/16}"x35^{7/16}"
E0CT Sand
 Nat. Rett. **U₄P₃E₃C₂** ● 91
E0DJ Sand Lapp. Rett. ● 98



45x90 - 17^{11/16}"x35^{7/16}"
E0CZ Sand
 Nat. Rett. **U₄P₄E₃C₂** ● 77



60x60 - 23^{5/8}"x23^{5/8}"
E0CF Sand
 Nat. Rett. **U₄P₄E₃C₂** ● 73



30x60 - 11^{13/16}"x23^{5/8}"
E0CM Sand Nat. Rett. **U₄P₄E₃C₂** ● 66
E0DC Sand Lapp. Rett. ● 78
E0DW Sand Tecnica Rett. ● 68

CAGE



120x240 - 47^{1/4}"x94^{1/2}"
E07R Sand Nat. Rett. ● 115



60x120 - 23^{5/8}"x47^{1/4}"
E09F Sand Nat. Rett. ● 91



Premium Technical Feature
 Nella versione Tecnica la superficie è particolarmente antiscivolo, tanto da renderla perfetta per spazi esterni, pubblici e privati.

In the Tecnica version, the surface has outstanding anti-slip properties, making it perfect for public and private outdoor areas.



Premium Technical Feature
 Nella versione Tecnica la superficie è particolarmente antiscivolo, tanto da renderla perfetta per spazi esterni, pubblici e privati.

In the Tecnica version, the surface has outstanding anti-slip properties, making it perfect for public and private outdoor areas.

WHITE_FORMATI

Sizes / Formats / Formate / Tamaños / форматы

FINE GRAIN




± 6,5mm

120x240 - 47^{1/4}"x94^{1/2}"
E07G White Nat. Rett. ● 112



± 6,5mm

120x120 - 47^{1/4}"x47^{1/4}"
E07L White Nat. Rett. ● 95



60x120 - 23^{5/8}"x47^{1/4}"
E097 White Nat. Rett. U₄P₃E₃C₂ ● 89
E0AA White Lapp. Rett. ● 96
E0C1 White Tecnica Rett. ● 91



90x90 - 35^{7/16}"x35^{7/16}"
E09Y White Nat. Rett. U₄P₃E₃C₂ ● 91
E0AP White Lapp. Rett. ● 98



45x90 - 17^{11/16}"x35^{7/16}"
E0A4 White Nat. Rett. U₄P₄E₃C₂ ● 77



60x60 - 23^{5/8}"x23^{5/8}"
E09L White Nat. Rett. U₄P₄₊E₃C₂ ● 73



30x60 - 11^{13/16}"x23^{5/8}"
E09S White Nat. Rett. U₄P₄E₃C₂ ● 66
E0AH White Lapp. Rett. ● 78
E0C7 White Tecnica Rett. ● 68

ROUGH GRAIN




± 6,5mm

120x240 - 47^{1/4}"x94^{1/2}"
E086 White Nat. Rett. ● 112



± 6,5mm

120x120 - 47^{1/4}"x47^{1/4}"
E08A White Nat. Rett. ● 95



60x120 - 23^{5/8}"x47^{1/4}"
E0AV White Nat. Rett. U₄P₃E₃C₂ ● 89
E0D4 White Lapp. Rett. ● 96
E0DP White Tecnica Rett. ● 91



90x90 - 35^{7/16}"x35^{7/16}"
E0CS White Nat. Rett. U₄P₃E₃C₂ ● 91
E0DH White Lapp. Rett. ● 98



45x90 - 17^{11/16}"x35^{7/16}"
E0CY White Nat. Rett. U₄P₄E₃C₂ ● 77




60x60 - 23^{5/8}"x23^{5/8}"
E0CE White Nat. Rett. U₄P₄₊E₃C₂ ● 73



30x60 - 11^{13/16}"x23^{5/8}"
E0CL White Nat. Rett. U₄P₃E₃C₂ ● 66
E0DA White Lapp. Rett. ● 78
E0DV White Tecnica Rett. ● 68

CAGE



± 6,5mm

120x240 - 47^{1/4}"x94^{1/2}"
E07Q White Nat. Rett. ● 115



60x120 - 23^{5/8}"x47^{1/4}"
E09E White Nat. Rett. ● 91

GREY_FORMATI


Sizes / Formats / Formate / Tamaños / форматы

FINE GRAIN



± 6,5mm

120x240 - 47^{1/4}"x94^{1/2}"
E07J Grey Nat. Rett. ● 112




± 6,5mm

120x120 - 47^{1/4}"x47^{1/4}"
E07N Grey Nat. Rett. ● 95




60x120 - 23^{5/8}"x47^{1/4}"
E09A Grey Nat. Rett. U₄P₃E₃C₂ ● 89
E0AE Grey Lapp. Rett. ● 96
E0C4 Grey Tecnica Rett. ● 91



90x90 - 35^{7/16}"x35^{7/16}"
E0A1 Grey Nat. Rett. U₄P₃E₃C₂ ● 91
E0AS Grey Lapp. Rett. ● 98



45x90 - 17^{11/16}"x35^{7/16}"
E0A7 Grey Nat. Rett. U₄P₄E₃C₂ ● 77



60x60 - 23^{5/8}"x23^{5/8}"
E09P Grey Nat. Rett. U₄P₄₊E₃C₂ ● 73




30x60 - 11^{13/16}"x23^{5/8}"
E09V Grey Nat. Rett. U₄P₄E₃C₂ ● 66
E0AL Grey Lapp. Rett. ● 78
E0CA Grey Tecnica Rett. ● 68

ROUGH GRAIN




± 6,5mm

120x240 - 47^{1/4}"x94^{1/2}"
E088 Grey Nat. Rett. ● 112




± 6,5mm

120x120 - 47^{1/4}"x47^{1/4}"
E08D Grey Nat. Rett. ● 95




60x120 - 23^{5/8}"x47^{1/4}"
E0AY Grey Nat. Rett. U₄P₃E₃C₂ ● 89
E0D7 Grey Lapp. Rett. ● 96
E0DS Grey Tecnica Rett. ● 91



90x90 - 35^{7/16}"x35^{7/16}"
E0CV Grey Nat. Rett. U₄P₃E₃C₂ ● 91
E0DL Grey Lapp. Rett. ● 98



45x90 - 17^{11/16}"x35^{7/16}"
E0D1 Grey Nat. Rett. U₄P₄E₃C₂ ● 77




60x60 - 23^{5/8}"x23^{5/8}"
E0CH Grey Nat. Rett. U₄P₄₊E₃C₂ ● 73




30x60 - 11^{13/16}"x23^{5/8}"
E0CP Grey Nat. Rett. U₄P₄E₃C₂ ● 66
E0DE Grey Lapp. Rett. ● 78
E0DY Grey Tecnica Rett. ● 68

CAGE



± 6,5mm

120x240 - 47^{1/4}"x94^{1/2}"
E07S Grey Nat. Rett. ● 115



60x120 - 23^{5/8}"x47^{1/4}"
E09H Grey Nat. Rett. ● 91



Premium Technical Feature
Nella versione Tecnica la superficie è particolarmente antiscivolo, tanto da renderla perfetta per spazi esterni, pubblici e privati.

In the Tecnica version, the surface has outstanding anti-slip properties, making it perfect for public and private outdoor areas.








Premium Technical Feature
Nella versione Tecnica la superficie è particolarmente antiscivolo, tanto da renderla perfetta per spazi esterni, pubblici e privati.

In the Tecnica version, the surface has outstanding anti-slip properties, making it perfect for public and private outdoor areas.



DARK_FORMATI

Sizes / Formats / Formate / Tamaños / форматы


FINE GRAIN

 60x120 - 23 ^{5/8} "x47 ^{1/4} " E09C Dark Nat. Rett. U ₄ P ₃ E ₃ C ₂ ● 89 E0AF Dark Lapp. Rett. ● 96 E0C5 Dark Tecnica Rett. ● 91	 60x60 - 23 ^{5/8} "x23 ^{5/8} " E09Q Dark Nat. Rett. U ₄ P ₄ E ₃ C ₂ ● 73	 30x60 - 11 ^{13/16} "x23 ^{5/8} " E09W Dark Nat. Rett. U ₄ P ₄ E ₃ C ₂ ● 66 E0AM Dark Lapp. Rett. ● 78 E0CC Dark Tecnica Rett. ● 68
 90x90 - 35 ^{7/16} "x35 ^{7/16} " E0A2 Dark Nat. Rett. U ₄ P ₃ E ₃ C ₂ ● 91 E0AT Dark Lapp. Rett. ● 98	 45x90 - 17 ^{11/16} "x35 ^{7/16} " E0A8 Dark Nat. Rett. U ₄ P ₄ E ₃ C ₂ ● 77	

ROUGH GRAIN

 60x120 - 23 ^{5/8} "x47 ^{1/4} " E0AZ Dark Nat. Rett. U ₄ P ₃ E ₃ C ₂ ● 89 E0D8 Dark Lapp. Rett. ● 96 E0DT Dark Tecnica Rett. ● 91	 60x60 - 23 ^{5/8} "x23 ^{5/8} " E0CJ Dark Nat. Rett. U ₄ P ₄ E ₃ C ₂ ● 73	 30x60 - 11 ^{13/16} "x23 ^{5/8} " E0CQ Dark Nat. Rett. U ₄ P ₄ E ₃ C ₂ ● 66 E0DF Dark Lapp. Rett. ● 78 E0DZ Dark Tecnica Rett. ● 68
 90x90 - 35 ^{7/16} "x35 ^{7/16} " E0CW Dark Nat. Rett. U ₄ P ₃ E ₃ C ₂ ● 91 E0DM Dark Lapp. Rett. ● 98	 45x90 - 17 ^{11/16} "x35 ^{7/16} " E0D2 Dark Nat. Rett. U ₄ P ₄ E ₃ C ₂ ● 77	

CAGE


 60x120 - 23 ^{5/8} "x47 ^{1/4} " E09J Dark Nat. Rett. ● 91		
--	--	--

DECORI

Decors / Formats / Formate / Tamaños / форматы

Mosaico 3x3*

Fine Grain - Tessera - Chip 2,8x2,8 - 1^{1/8}"x 1^{1/8}"



30x30 - 11^{13/16}"x11^{13/16}"
 E0TD Taupe Nat. ● 138
 E0TK Taupe Lapp. ● 140




30x30 - 11^{13/16}"x11^{13/16}"
 E0TC Sand Nat. ● 138
 E0TJ Sand Lapp. ● 140



30x30 - 11^{13/16}"x11^{13/16}"
 E0TA White Nat. ● 138
 E0TH White Lapp. ● 140



30x30 - 11^{13/16}"x11^{13/16}"
 E0TE Grey Nat. ● 138
 E0TL Grey Lapp. ● 140




30x30 - 11^{13/16}"x11^{13/16}"
 E0TF Dark Nat. ● 138
 E0TM Dark Lapp. ● 140

Mosaico Big Mix*


Mix Fine/Rough Grain - Cage



30x30 - 11^{13/16}"x11^{13/16}"
 EDFS Taupe Nat. ● 138



30x30 - 11^{13/16}"x11^{13/16}"
 EDFR Sand Nat. ● 138



30x30 - 11^{13/16}"x11^{13/16}"
 EDFQ White Nat. ● 138



30x30 - 11^{13/16}"x11^{13/16}"
 EDFT Grey Nat. ● 138




30x30 - 11^{13/16}"x11^{13/16}"
 EDFU Dark Nat. ● 138

Listelli sfalsati*


Mix Fine/Rough Grain - Cage



30x60 - 11^{13/16}"x23^{5/8}"
 EDFY Taupe Nat. ● 113




30x60 - 11^{13/16}"x23^{5/8}"
 EDFX Sand Nat. ● 113



30x60 - 11^{13/16}"x23^{5/8}"
 EDFW White Nat. ● 113












30x60 - 11^{13/16}"x23^{5/8}"
 EDFZ Grey Nat. ● 113



30x60 - 11^{13/16}"x23^{5/8}"
 EDG0 Dark Nat. ● 113










* Su rete in fibra - On fibre mesh backing - Sur filet en fibre de verre - Auf Glasfasernetz - Sobre malla de fibra - На волоконной сетке

PEZZI SPECIALI Trims - Pieces Speciales - Formteile - Piezas Especiales - Специальные Изделия

	Dimensione Size	 Taupe	 Sand	 White	 Grey	 Dark	Fascia di prezzo Price band
	FINE GRAIN Nat. Rett. 7x60 - 2 ^{3/4} "x23 ^{5/8} " Pcs. Box 14 - LM x Box 8,40	E0TR	E0TQ	E0TP	E0TS	E0TT	● 16
	ROUGH GRAIN Nat. Rett. 7x60 - 2 ^{3/4} "x23 ^{5/8} " Pcs. Box 14 - LM x Box 8,40	E0VD	E0VC	E0VA	E0VE	E0VF	● 16
	FINE GRAIN Nat. Rett. 4,6x90 - 1 ^{13/16} "x35 ^{7/16} " Pcs. Box 8 - LM x Box 7,20	E0TX	E0TW	E0TV	E0TY	E0TZ	● 23
	ROUGH GRAIN Nat. Rett. 4,6x90 - 1 ^{13/16} "x35 ^{7/16} " Pcs. Box 8 - LM x Box 7,20	E0VK	E0VJ	E0VH	E0VL	E0VM	● 23
	FINE GRAIN Nat. Rett. 33x120 - 12 ^{15/16} "x47 ^{1/4} " Pcs. Box 2 - LM x Box 2,40	E0U3	E0U2	E0U1	E0U4	E0U5	● 120
	ROUGH GRAIN Nat. Rett. 33x120 - 12 ^{15/16} "x47 ^{1/4} " Pcs. Box 2 - LM x Box 2,40	E0VR	E0VQ	E0VP	E0VS	E0VT	● 120
	FINE GRAIN Tecnica Rett. 33x120 - 12 ^{15/16} "x47 ^{1/4} " Pcs. Box 2 - LM x Box 2,40	E0U9	E0U8	E0U7	E0UA	E0UC	● 120
	ROUGH GRAIN Tecnica Rett. 33x120 - 12 ^{15/16} "x47 ^{1/4} " Pcs. Box 2 - LM x Box 2,40	E0VX	E0VW	E0VV	E0VY	E0VZ	● 120
	FINE GRAIN Nat. Rett. 33x120x3,2x3,2 12 ^{15/16} "x47 ^{1/4} "x1 ^{1/4} "x1 ^{1/4} " Pcs. Box 2 - LM x Box 2,40	E0UG	E0UF	E0UE	E0UH	E0UJ	● 139
	ROUGH GRAIN Nat. Rett. 33x120x3,2x3,2 12 ^{15/16} "x47 ^{1/4} "x1 ^{1/4} "x1 ^{1/4} " Pcs. Box 2 - LM x Box 2,40	E0W3	E0W2	E0W1	E0W4	E0W5	● 139
	FINE GRAIN Nat. Rett. 33x120x3,2x3,2 12 ^{15/16} "x47 ^{1/4} "x1 ^{1/4} "x1 ^{1/4} " Pcs. Box 1 - LM x Box 1,20	DX E0UN	DX E0UM	DX E0UL	DX E0UP	DX E0UQ	● 142
		SX E0UU	SX E0UT	SX E0US	SX E0UV	SX E0UW	
	ROUGH GRAIN Nat. Rett. 33x120x3,2x3,2 12 ^{15/16} "x47 ^{1/4} "x1 ^{1/4} "x1 ^{1/4} " Pcs. Box 1 - LM x Box 1,20	DX E0W9	DX E0W8	DX E0W7	DX E0WA	DX E0WC	● 142
		SX E0WG	SX E0WF	SX E0WE	SX E0WH	SX E0WJ	

PEZZI SPECIALI Trims - Pieces Speciales - Formteile - Piezas Especiales - Специальные Изделия

20MM

	Dimensione Size	 Sand	 Grey	 Dark	Fascia di prezzo Price band			
	Nat. Rett. 33x80x5 12 ^{15/16} "x31 ^{1/2} "x1 ^{15/16} " Pcs. Box 2 - LM x Box 1,60	E0WY	E0WZ	E0X0	● 114			
	Nat. Rett. 33x80x5 12 ^{15/16} "x31 ^{1/2} "x1 ^{15/16} " Pcs. Box 2 - LM x Box 1,60	DX E0X2	SX EGHG	DX E0X3	SX EGHH	DX E0X4	SX EGHJ	● 136
	Nat. Rett. 33x80x2,5 12 ^{15/16} "x31 ^{1/2} "x1 ^{15/16} " Pcs. Box 2 - LM x Box 1,60	E0X6	E0X7	E0X8	● 120			
	Nat. Rett. 33x80x2,5 12 ^{15/16} "x31 ^{1/2} "x1 ^{15/16} " Pcs. Box 2 - LM x Box 1,60	DX E0XA	SX EGHL	DX E0XC	SX EGHM	DX E0XD	SX EGHN	● 136
	Nat. Rett. 33x80 - 12 ^{15/16} "x31 ^{1/2} " Pcs. Box 2 - LM x Box 1,60	E0WL	E0WM	E0WN	● 114			
	Nat. Rett. 16,5x80 - 6 ^{1/2} "x31 ^{1/2} " Pcs. Box 4 - LM x Box 3,20	E0WQ	E0WR	E0WS	● 46			

PERFECT MATCH

TWO COLLECTIONS, **FIVE** COLOURS,
MULTIPLE COMBINATIONS

GRAINSTONE

STONETALK

Fine Grain

Rough Grain

Cage

Minimal

Martellata

Rullata

TAUPE

SAND

WHITE

GREY

DARK





Grey Fine Grain Nat. Rett. 60x120 - 23^{5/8} x 47^{1/4}
Grey Fine Grain Nat. Rett. 120x240 - 47^{1/4} x 94^{1/2}
Grey Rough Grain Tecnica Rett. 60x120 - 23^{5/8} x 47^{1/4}
STONETALK Grey Martellata 60x120 - 23^{5/8} x 47^{1/4}
STONETALK Grey Rullata 60x120 - 23^{5/8} x 47^{1/4}

CARATTERISTICHE TECNICHE	NORMA	VALORI
Technical Features - Características Técnicas - Technische Eigenschaften Technische Eigenschaften - Características Técnicas - Технические Характеристики	Standard - Norme Norm - Norma - Norma	Value - Valeur Vorgabe - Valor - Средние
ASSORBIMENTO D'ACQUA (VALORE MEDIO IN %) Water absorption (Average value expressed in %) - Absorption d'eau (Valeur moyenne en %) Wasseraufnahme (Durchschnittswert in %) - Absorción de agua (Valor medio en %) Поглощение воды	UNI EN ISO 10545/3 ASTM C373	CONFORME COMPLIANT
RESISTENZA ALLA FLESSIONE Modulus of rupture - Resistance a la flexion - Biegefestigkeit Resistencia a la flexion - Прочность на изгиб	SPESSORE UNI EN ISO 10545/4	6,5 mm 10 mm 20MM ≥ 35 N/mm ² ≥ 45 N/mm ² ≥ 45 N/mm ²
FORZA DI ROTTURA Breaking strength - Résistance à la rupture - Bruchlast Resistencia a la rotura - Разрывное усилие	UNI EN ISO 10545/4 ASTM C648	≥ 700 N ≥ 2000 N ≥ 12000 N 250 Lbs 400 Lbs 2500 Lbs
RESISTENZA AL GELO Frost resistance - Résistance au gel - Frostbeständigkeit Resistencia a las heladas - Морозостойкость	UNI EN ISO 10545/12 ASTM C1026	CONFORME UNAFFECTED
RESISTENZA CHIMICA AD ALTE E BASSE CONCENTRAZIONI DI ACIDI E BASI Chemical resistance to high and low acid and basic concentrations Résistance chimique aux hautes et basses concentrations d'acides et de bases Chemikalienfestigkeit bei hohen und niedrigen Konzentrationen von Säuren und Basen Resistencia química con concentraciones altas y bajas de ácidos y bases Химическая стойкость к высоким и низким концентрациям кислот и щелочей	UNI EN ISO 10545/13 ASTM C-650	A - LA - HA UNAFFECTED
RESISTENZA ALLE MACCHIE Stain resistance - Résistance aux taches - Fleckenbeständigkeit Resistencia a las manchas - Стойкость к образованию пятен	UNI EN ISO 10545/14	5
COEFFICIENTE DI ATTRITO Slip resistance Coefficient de glissement Rutschfestigkeit Barfußbereich Coeficiente de atrito medio Коэффициент трения		NAT. LAPP. TECNICA / 20MM DIN 51130 DGUV Regel 108-003 R10 - R11 DIN 51097 DGUV Information 207-006 B (A+B) - C (A+B+C) ANSI A326.3:2017 DCOF WET ≥ 0,50 - WET ≥ 0,66 B.C.R.A. D.M. N. 236 14/6/89 ≥ 0,40 - ≥ 0,40 AS 4586-2013 Anexo A P3 - P4 BS 7976-2: 2002 BSEN13036-4:2011 Pendulum testers >36 Low Slip potential - >36 Low Slip potential UNE 41901:2017 EX DB SUA (actual) - - 3

Per maggiori chiarimenti sui dati tecnici e sulla garanzia consultare il catalogo generale in vigore. - For further information on technical specifications, please consult our up-dated general catalogue. - Pour toutes informations supplémentaires sur les données techniques et sur les garanties, veuillez consulter le catalogue general en vigueur. - Für weitere Informationen über technische Daten und Garantie beziehen sie sich bitte auf den aktuellen Gesamtkatalog. - Para ultteriores informaciones sobre los datos tecnicos y la garantia, vease el catalogo general en vigor. - Более подробную информацию о технических данных и гарантии смотрите в действующем сводном катал.



Formato Size Format Format Tamaño Формат cm	Spessore Thickness Epaisseur Stärke Espesor Толщина mm	Pz. x Mq. Pieces x Sqm Pcs / M ² Stk. x Qm Pzs x Mc. Шт x Кв.М.	Pz. x Scat. Pieces x Box Pcs / Bte Stk. x Krt. Pzs x Caja Шт x Кор.	Mq. x Scat. Sqm x Box M ² / Bte Qm x Krt. Mc. x Caja Кв.М. x Кор.	Peso x Scat. Weight x Box Poids / Bte Gewicht x Krt. Peso x Caja Вес x Кор. Kg	Scat. x Pal. Boxes x Pal. Bte / Pal. Krt. x Pal. Cajas x Pal. Кор. x Подд.	Mq. x Pal. Sqm x Pal. M ² / Pal. Qm x Pal. Mc. x Pal. Кв.М x Подд.	Peso x Pal. Weight x Pal. Poids / Pal. Gewicht x Pal. Peso x Pal. Вес x Подд. Kg
120x240 Naturale	6,5	0,35	1	2,880	46,08			vedi sotto - see below
120x120 Naturale	6,5	0,69	1	1,440	24,70			
80x80 Naturale 20MM	20	1,56	1	0,640	30,18	45	28,80	1358
60x120 Naturale - Lappato - Tecnica	10	1,39	2	1,440	33,71	36	51,84	1214
90x90 Naturale - Lappato	10	1,23	2	1,620	39,25	24	38,88	942
45x90 Naturale	10	2,47	3	1,215	28,54	32	38,88	913
60x60 Naturale	10	2,78	3	1,080	25,70	40	43,20	1028
30x60 Naturale - Lappato - Tecnica	10	5,56	6	1,080	25,53	40	43,20	1021
30x30 Mosaico 3x3 Naturale - Lappato	10	11,11	5	0,450	11,20	60	27,00	672
30x30 Mosaico Big Mix Naturale	10	11,11	5	0,450	10,62	60	27,00	637
30x60 Listelli Sfalsati Naturale	10	5,56	4	0,720	18,22	30	21,60	547
120x240 Decoro Cage	6,5	0,35	1	2,880	50,88	20	57,60	1018
60x120 Decoro Cage	10	1,39	2	1,440	33,75	36	51,84	1215

Slabs 120x120 - 120x240

Articolo Item Reference Artikel Articulo Артикула	Dimensione (cm) Size (cm) Format (cm) Format (cm) Tamaño (cm) Формат (cm)	Nr. Lastre No. of Slabs Nbre Dalles Anz. Platten N° de Placas Кол. Плит	Mq. x Imballo sqm per Pack m ² / Emballage qm pro Verpackung m ² por embalaje Кв.м. x упаковку	Peso Imballo (Kg) Weight of Packaging (kg) Poids Emballage (kg) Gewicht Verpackung (kg) Peso embalaje (kg) Вес упаковки (кг)	Peso Imballo+Lastre (Kg) Weight of Packaging + Slabs (kg) Poids Emballage+Dalles (kg) Gewicht Verpackung+Platten (kg) Peso embalaje + placas (kg) Вес упаковки + плит (кг)
120x120 Cassa - Crate - Caisse Kiste - Caja - Ящик	139x139x36h	24	34,56	62,5	613,3
120x240 Cassa - Crate - Caisse Kiste - Caja - Ящик	136x266x18h	20	57,60	99,0	1020,6
120x240 Cavalletto - A-Frame Chevalet de transport - Transportgestell Caballete - Подставка	75x250x159,6h	40	115,20	163,0	2006,2

FRANÇAIS / DEUTSCHE / ESPAÑOL / РУССКИЙ

P.1

Une collection inspirée de la **pierre granitique**. **Simplicité** et **diversification** pour le design contemporain.

P.2

Une extraordinaire variété de finitions, formats et couleurs pour trouver toujours le design parfait pour toutes les applications, en intérieur et en extérieur.

P.30

20MM

ESTHÉTIQUE ET PERFORMANCE.

Grainstone 20MM instaure l'équilibre idéal entre raffinement esthétique et haute performance technique dans les contextes les plus disparates. Il est ainsi possible de réaliser des parcours, des cheminements et d'autres projets extérieurs en totale harmonie avec le milieu environnant et en continuité visuelle avec l'intérieur. De plus, la matière assure une résistance exceptionnelle aux charges et à tous les agents atmosphériques. Facile à poser à sec sur gazon, sur sable et sur gravier, Grainstone 20MM se colle aussi sur chape pour composer des sols carrossables ou d'autres solutions dans les espaces commerciaux et publics exposés à trafic intense. Le produit convient également parfaitement à la mise en place de planchers surélevés. Grainstone 20MM est le nec plus ultra pour donner corps à des projets de classe, tout en remplissant les critères techniques de l'architecture contemporaine.

P.1

Eine von **Granitgestein** inspirierte Kollektion. **Streng**e und **vielseitig**e Optik im Einklang mit modernen Designwelten.

P.2

Ein breit gefächertes Angebot an Oberflächen, Formaten und Farben ermöglicht stets die passende Lösung für alle Innen- und Außenbereiche.

P.30

20MM

ÄÄSTHETIK UND LEISTUNGEN.

Grainstone 20MM gewährleistet den perfekten Einklang zwischen ausgefeilter Ästhetik und hohen technischen Leistungen in verschiedensten Außenräumen. Die Möglichkeit zu Gestaltungslösungen für den Außenbereich wie etwa Fahr- und Gehwege, die sich harmonisch in die Umgebung einfügen und eine nahtlose optische Einheit mit den Innenräumen bilden, ist mit der Garantie eines außergewöhnlich belastungsfähigen und witterungsbeständigen Materials verbunden. Leicht verlegbar im Gras-, Sand- oder Kiesbett, kann Grainstone 20MM auch auf Estrich verklebt werden. Die Kollektion eignet sich nicht nur für Bodenbeläge oder andere Lösungen in stark frequentierten gewerblichen und öffentlichen Bereichen, sondern ist auch zur Erstellen von Doppelböden perfekt. Grainstone 20MM ist die ideale Lösung für eine stilsichere Gestaltung und erfüllt die technischen Anforderungen der modernen Architektur.

P.1

Una colección inspirada en la **piedra granítica**. **Rigor** y **versatilidad** en el diseño contemporáneo.

P.2

Una rica gama de acabados, formatos y colores para encontrar siempre la solución proyectiva más adecuada en toda suerte de ámbitos, interiores y exteriores.

P.30

20MM

ESTÉTICA Y PRESTACIONES.

Grainstone 20MM asegura el equilibrio ideal entre refinamiento estético y prestaciones técnicas elevadas en las más diversas ambientaciones exteriores. A la posibilidad de realizar carriles, caminos y otras soluciones proyectivas exteriores en plena armonía con el entorno y dando continuidad a los espacios interiores, se suma la garantía de uso de un material excepcionalmente resistente a las cargas y a toda clase de agentes atmosféricos. Fácil de colocar en seco sobre hierba, arena y grava, Grainstone 20MM también se puede encolar sobre la capa de relleno, permitiendo disponer pavimentaciones transitables u otras soluciones en el ámbito de espacios comerciales y públicos sometidos a un tráfico intenso y se presta a la perfección a la realización de pavimentos sobreelevados. Grainstone 20MM es la solución ideal para proyectar con estilo, sin renunciar a las exigencias técnicas requeridas por la arquitectura contemporánea.

P.1

Эта коллекция черпает вдохновение в **гранитном камне**. **Строгость** и **универсальность** на службе современного дизайна.

P.2

Богатый ассортимент отделок, форматов и цветов всегда позволяет найти наиболее удачное дизайнерское решение для оформления любых интерьеров и наружных пространств.

P.30

20MM

ЭФФЕКТНАЯ ЭСТЕТИКА И ВЫСОКИЕ ХАРАКТЕРИСТИКИ.

Grainstone 20MM гарантирует достижение идеального равновесия между эстетической изысканностью и высокими техническими характеристиками в самых разнообразных наружных оформлениях. К возможности создания дорожек, тротуаров и других проектных решений для наружных пространств в полной гармонии с окружающей средой и с полной взаимопреемственностью с внутренними пространствами добавляется гарантия использования материала, который чрезвычайно устойчив к нагрузкам и всем типам атмосферного воздействия. Материал Grainstone 20MM легко укладывается всухую на траву, песок и щебень, а также его можно наклеивать на бетонную стяжку, что позволяет изготавливать полы, пригодные для движения транспортных средств, или же другие решения на торговых и общественных объектах с высокой интенсивностью движения, а кроме того, он может великолепно использоваться для изготовления фальшполов. Grainstone 20MM - это наилучшее решение для проектирования с хорошим стилем, не отказываясь от технических необходимостей, которые востребованы современной архитектурой.



Ergon is a brand of Emilceramica S.r.l. a socio unico	Sede Commerciale/ Amministrativa
emilgroup.it/ergon emilgroup.it	Via Ghiarola Nuova, 29 - 41042 Fiorano Modenese - Mo Italy T +39 0536 835111 - info@emilceramicagroup.it